



QUICK START GUIDE

www.doggpsmini.cz
www.doggpsmini.com



GET IT ON
Google Play



Download on the
App Store

1. DOWNLOAD THE APP

Download the **Pet Tracker app for Android or iOS** on your phone.

2. ACTIVATE

Register and activate your DOG GPS mini collar in the Pet Tracker app. **Enter the ID number and PIN 1** located on the label inside the box.

DOG GPS mini

ID: 12345678

PIN 1: 2A3C4D

PIN 2: ABCD



3. PAY

Subscribe to the plan directly in the app.



After registering the collar and paying the subscription fee, check the collar software needs to be updated, update if necessary.

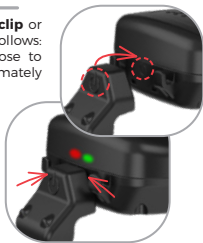
4. TURN ON THE COLLAR


Turn the collar on by attaching the charging clip or using the magnet located in the charging clip as follows:

- Hold the ⏻ symbol on the charging clip close to the same symbol on the collar for approximately 2 seconds.
- When switching on, the red and then the green light comes on and an increasing melody is heard.

You can also turn the collar off in the same way.

- When switching off, the green light comes on, followed by a red light and a descending melody.









- To see if the collar is on or off, briefly place the  symbol on the charging clip close to the symbol on the collar.

5. CHARGE THE COLLAR

Connect the cable with the charging clip to the collar.

- When the charger is connected, an audible indication sounds and the red indicator light comes on at the same time.
- Once the battery is charged, the red light will turn off.
- Charging time is approximately 2 hours.



FLASHING	BATTERY STATUS	SHINING	CHARGING
	< 100 %		charging is in progress
 	< 60 %		charging complete
	< 30 %		



If the lights flash twice in quick succession, BLE between the collar and the phone is active.



Use the app to turn on the BLE in the collar or briefly attach the charging clip to the collar twice in a row, as you would when turning on/off.

6. PUT A COLLAR

Fasten the DOG GPS mini with a silicone clip on your dog's collar.





PORADNA SUPPORT HUB



ZTRACENÍ? NAVEDEME VÁS.



Online, kdykoliv a jednoduše.

Naskenujte QR kód nebo navštivte **www.doggpsmini.cz/cs/help** a objevte naši poradnu. Najdete zde přehledné návody k nastavení obojku, odpovědi na časté dotazy a spoustu tipů, jak využít obojek naplno.



LOST? WE'LL GUIDE YOU.



Online, anytime and easy.

Scan the QR code or visit **www.doggpsmini.com/en/help** to explore our Help Center. There you'll find clear setup guides, answers to frequently asked questions, and plenty of tips on how to make the most of your collar. Get started in minutes.



www.dogtrace.com
www.doggpsmini.com

VNT electronics s.r.o.

Dvorská 605

563 01 Lanškroun

 +420 793 912 249

 **info@dogtrace.com**